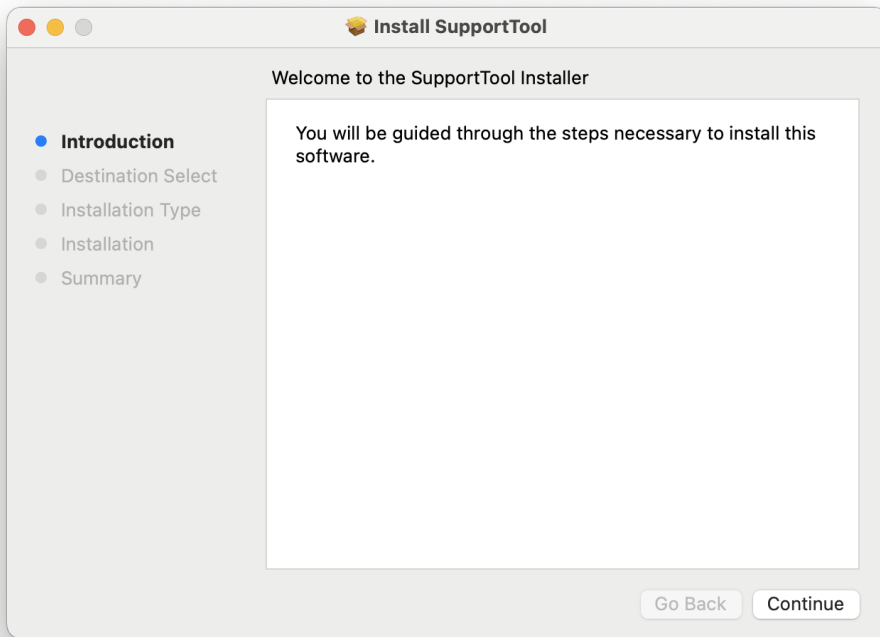


Support Tool Installation - Mac

Note: You'll need Administrator permissions to complete this installation.

First, [download the support tool](#).

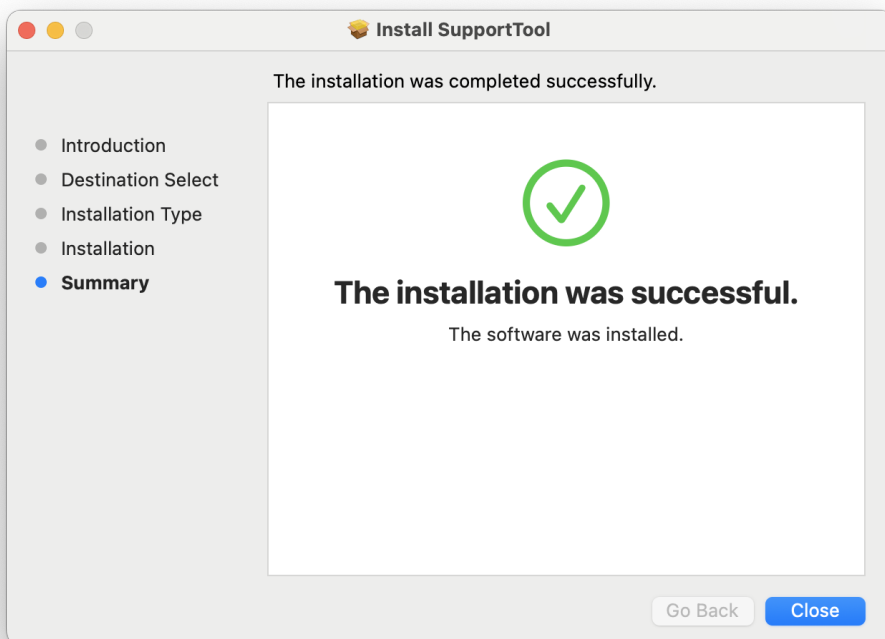
Open the downloaded .pkg file to launch the installer:




Next, press **Continue** then **Install**. You'll be asked to provide your administrator password.



When the installation completes, you'll see a success message:



Now you'll see the Support Tool running at the right side of your menu bar, at the top of your screen:



Revision #9

Created 18 November 2025 19:33:02 by John LeBaron

Updated 19 November 2025 00:13:00 by John LeBaron