


Unpause your printer

Printers will not print or calibrate if they're paused. Depending on the model of your printer, you'll see different indicators if the printer is paused.

How to tell if your printer is paused


T800: "OFFLINE" in top-right corner




The OFFLINE text means the printer is paused. Unpause it using the green pause button [] below the screen. If prompted to save settings, choose **Save Permanently in Active Config**. You should then see **ONLINE** in the top-right corner of the screen, meaning the printer is ready.

ZD621R: Pause indicator above screen



If the PAUSE light is lit up yellow, the printer is paused. Unpause it using the Pause button [] to the right of the screen.

ZD500R: PRINTER PAUSED message flashing on screen

If the printer's screen flashes PRINTER PAUSED, unpause it using the Pause button [] to the right of the screen.

Revision #2

Created 28 February 2026 00:06:12 by John LeBaron

Updated 28 February 2026 00:07:57 by John LeBaron