

Jonas

- [Import Inventory to Jonas](#)

Import Inventory to Jonas

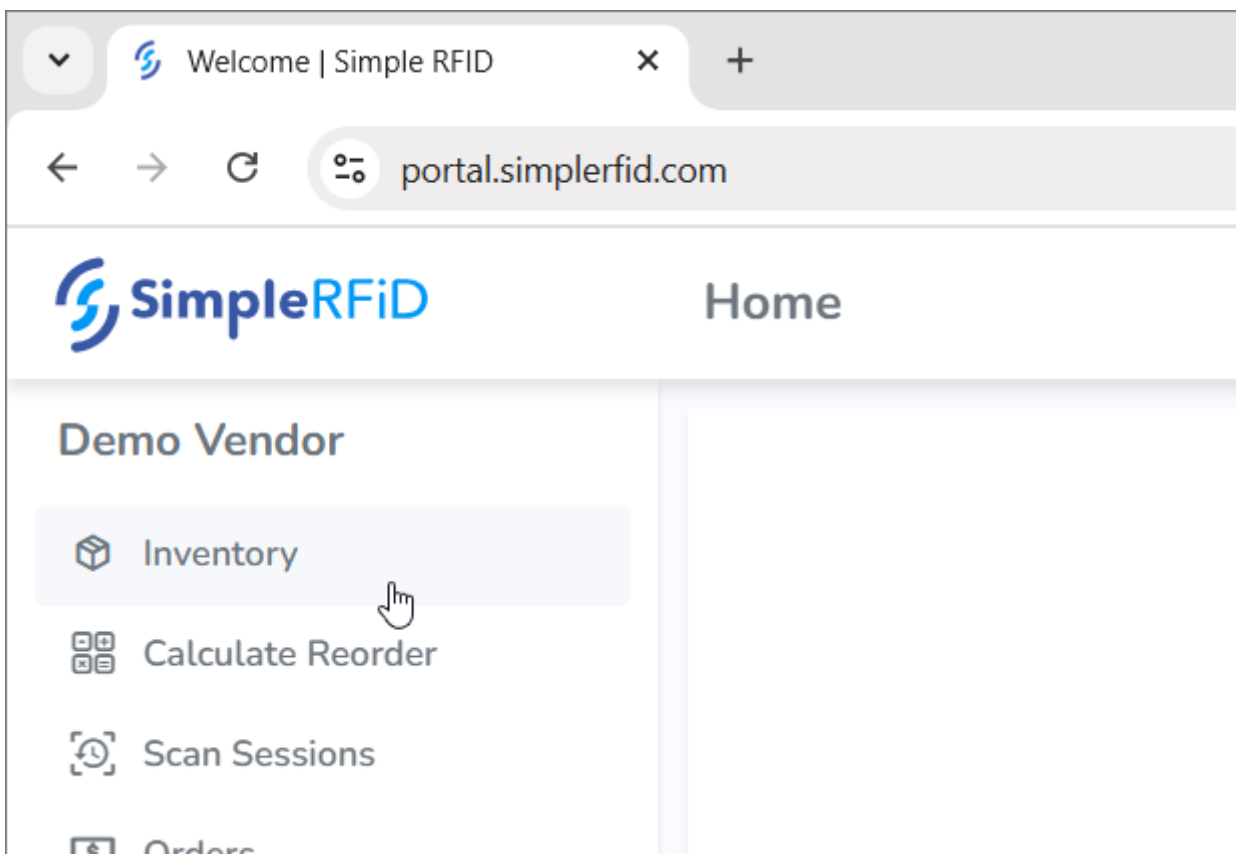
Download Simple RFID Inventory Report

Login to Simple RFID

Navigate to the [Simple RFID web portal](#). Enter your credentials to log in to your account

Navigate to Inventory

Once logged in, click on the **Inventory** link in the main navigation menu to access your inventory data



Open the Reports View

Select the **Location Type** and then the **Location** that you would like to export. Then click on the **Reports** button near the top right of the page

Make sure you only select one location, not **All**






Inventory Products View

Support John LeBaron Administrator

Search... Location Type: Dc Location: Demo DC Audit Inventory Reports

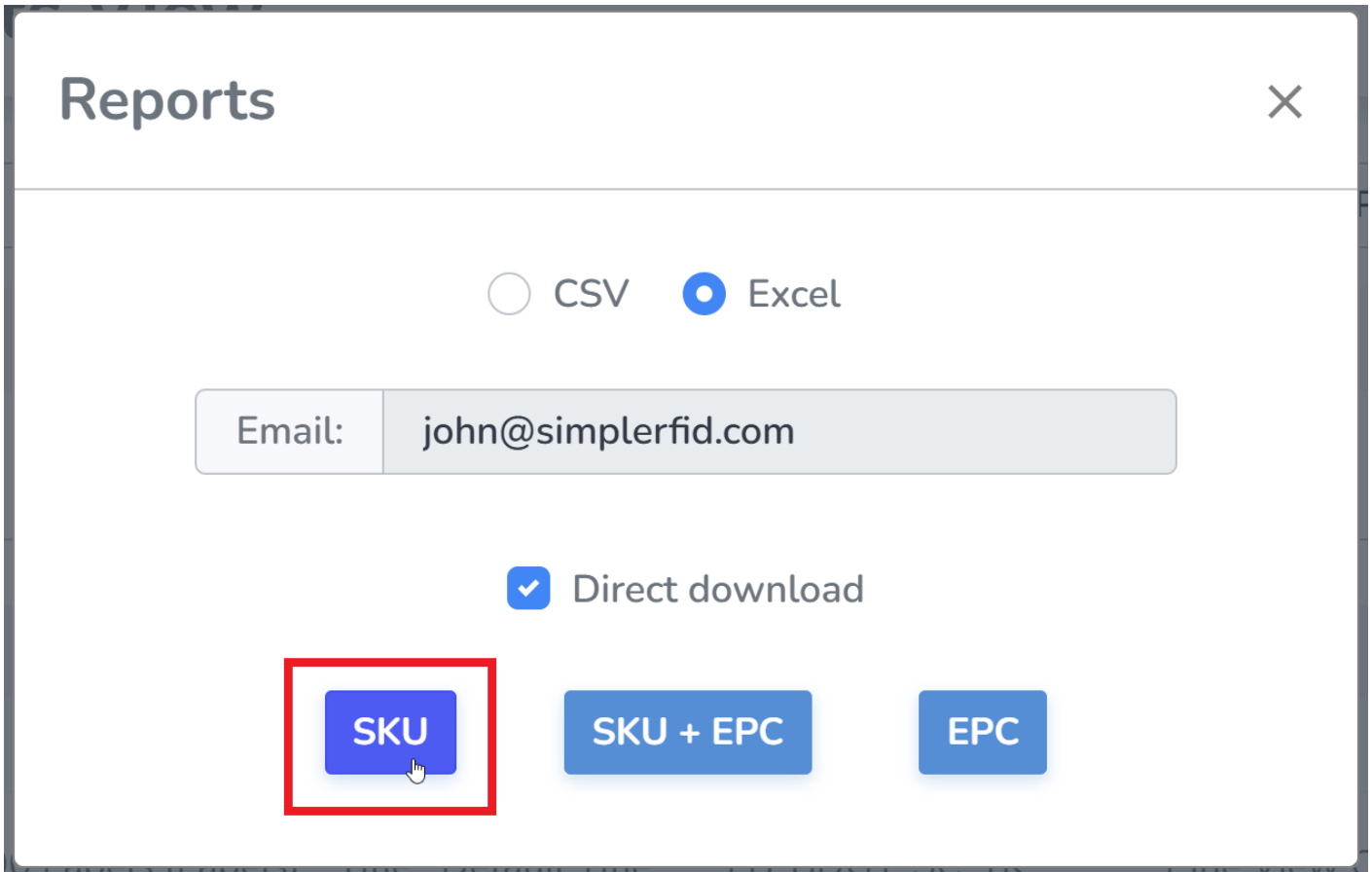
Last Scan: Add, 02/18/2025 03:43 PM

Verified Absent Products Tags

Title	SKUs	Locations	Tags	Items
	5		60	60
 7 piece Skincare Set - Color: Blue	DEMO-SKU-3	Demo DC	10	10
 Amarante Monogram Vernis Alma MM - Size: One-Size - Color: Purple	DEMO-SKU-1	Demo DC	10	10
 Rubber Insulated Unisex Snow Boots - Size: 9 - Color: Charcoal	DEMO-SKU-2	Demo DC	20	20
 Sculpted C Belt - Size: 40mm - Color: Brown	DEMO-SKU-4	Demo DC	10	10
 Vintage Retro Tinted Sunglasses - Size: 46 mm - Color: Pink	DEMO-SKU-6	Demo DC	10	10

Download the Report

Click the **SKU** button to download the inventory report. The report will be saved to your default download location, based on your browser settings



Convert Report

Navigate to [Simple RFID Inventory Converter](#)

Input your Report

Drop the report file, or select it from the file explorer



Drag & drop your file here

or

Browse Files

Select Column Mapping

In the **SKU Field**, use the unique identifier for products (i.e. SKU, Barcode, etc.)

In the **Quantity Field**, select **Total**

Select Column Mapping

Choose which columns from your spreadsheet represent the SKU and Quantity fields:

SKU Field:

SKU



Quantity Field:

Total

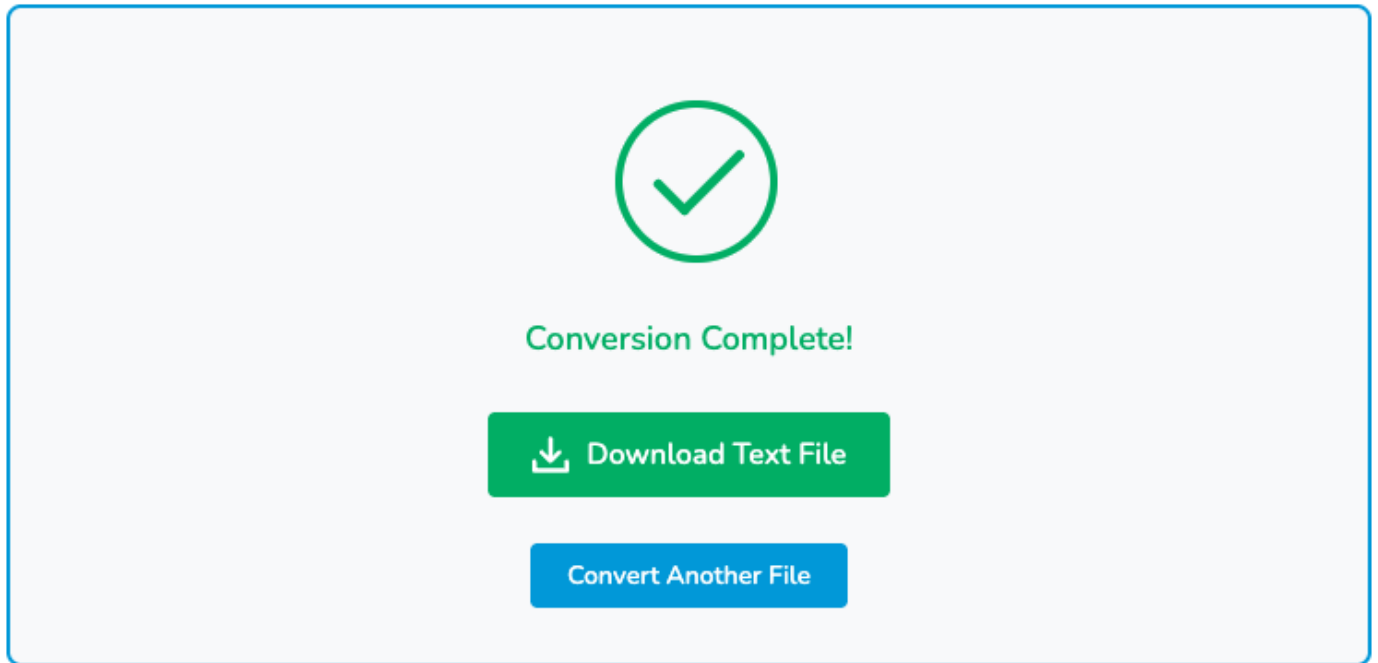


← Back

Convert

Download Text File

Select **Download Text File**. The new report will be saved to your default download location, based on your browser settings as a text file



You can now upload this report straight into Jonas